


GME[®]
TRENCH PROTECTION SPECIALISTS



STEEL TRENCH PRODUCTS



Steel Trench Products

What are Steel Trench Products? Why use them and where to use them?

What is a Steel Trench Product?

A Steel Trench Product is a product that is used for worker protection during underground excavation. Commonly referred to as Trench Boxes or Trench Shields, these products do not actively exert forces upon the sidewalls of an excavation, the way a shoring system would. They are passive, engineered systems that are designed to withstand the pressures exerted upon them. These products include: Steel Trench Shields, Height Adapters, Spreader Pipe, Manhole Shields and Overlap Sheet Pile.



A 6M Series Trench Shield with Height Adapters

Why use Steel Trench Products?

The reasons to use a Steel Trench Product are numerous. With that said, here are a few:

- Provide workers with a safe working environment.
- Increases production. Enables workers to focus on their jobs, instead of worrying about site conditions.
- Saves Money. The use of a Steel Trench Product can save the cost of site restoration by limiting the amount of backfill needed.
- OSHA Compliant. Properly using a Steel Trench Product can be the difference between getting an OSHA fine or not getting one.
- Saves Time. A Steel Trench Product can reduce the amount of down time on machines and increase crew productivity.



Stacked Trench Shields

Where to use Steel Trench Products?

Steel Trench Products can be found on a variety of job projects. These projects include:

- Pipeline
- Jack and Bore
- Cast-in-Place
- Large diameter pipe/vaults
- Sewer/Water repair & installations
- Municipal work
- And many more...



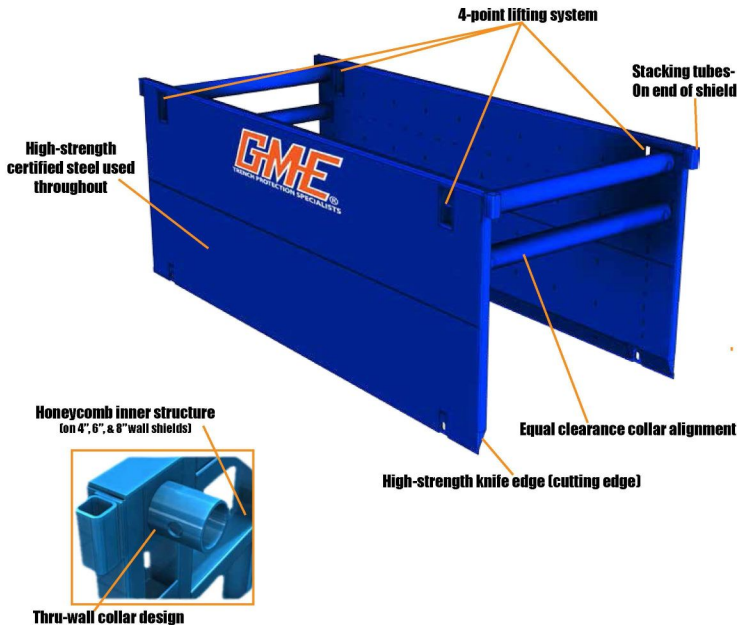
Round Manhole Shield

Standard Features



Standard Features

The standard features of all the GME Steel Trench Shields are anything but standard in quality, performance and durability. Designed with the end-user in mind, the GME Steel Trench Shields feature a number of standard features that not only increase the usability of the trench shield, but increase job-site safety, without added costs.



Job-Matched Options

The Job-Matched Options on GME trench shields enable each and every steel trench shield to be customized to a specific job or need.

Job-Matched Options


- Adjustable collars (on 3m and 4" trench shields only)
- Bottom stacking tubes (on no knife edge shields)
- End panels (for 3- and 4-sided applications)
- Floating collar set (excellent for Jack & Bore projects)
- Foam filler (reduces excess weight build-up from water and soil)
- Front lowered collars
- Heavy-duty collars (7" O.D. x 1" thick)
- Height Adapters
- No knife edge (flat bottom)
- Pit kits (4-sided)
- Pulling eyes
- Pushing pads
- Tied spreaders (connected by vertical pieces, recommended for spreaders over 60")
- Top angle cap



Adjustable Collars



Pulling eyes



Foam Filler



Pushing Pads

4" Wall Trench Shields



4L Series

The combination of narrow sidewalls, relative light-weight construction and good depth ratings, these 4" trench shields can save money, time, and lives.

The 4L Series offers a single wall and a double wall version, standard heights range from 4' to 8', with lengths from 6' to 20', providing up to 48" of vertical pipe clearance. These 4" trench shields are perfectly suited for excavators in the 40,000 lb. to 50,000 lb. range. 4L Series shields use 5DS (5" Sch 80) spreaders.



Model	Size		Pipe Clearance	Weight (lbs.)	Shield Cap (PSF)	Maximum Depth per Soil Type (ft.)				
	H	L				A	B	C-60	C-80	
SINGLE-WALL										
4L46SW	4'	6'	16"	1776	3319	99	76	57	43	
4L48SW	4'	8'	16"	2044	1517	63	36	27	21	
4L410SW	4'	10'	16"	2312	908	38	22	17	13	
4L412SW	4'	12'	16"	2556	604	26	15	12	10	
4L66SW	6'	6'	40"	2135	1627	68	39	30	23	
4L68SW	6'	8'	40"	2505	1250	53	31	24	19	
4L610SW	6'	10'	40"	2881	870	38	22	17	14	
4L612SW	6'	12'	40"	3218	578	26	16	13	10	
4L86SW	8'	6'	48"	2525	1165	51	30	23	19	
4L88SW	8'	8'	48"	3004	919	41	24	19	15	
4L810SW	8'	10'	48"	3487	735	33	20	16	13	
4L812SW	8'	12'	48"	3917	565	27	17	13	11	
DOUBLE-WALL										
4L410	4'	10'	16"	2576	1662	68	39	30	23	
4L412	4'	12'	16"	2874	1385	57	33	25	19	
4L414	4'	14'	16"	3172	1187	49	28	22	17	
4L416	4'	16'	16"	3470	906	38	22	17	13	
4L610	6'	10'	40"	3343	1733	72	42	32	25	
4L612	6'	12'	40"	3775	1444	61	35	27	21	
4L614	6'	14'	40"	4206	1238	53	31	24	18	
4L616	6'	16'	40"	4638	938	41	24	19	15	
4L810	8'	10'	48"	4149	1770	75	43	33	26	
4L812	8'	12'	48"	4714	1475	63	37	29	22	
4L814	8'	14'	48"	5280	1264	55	32	25	20	
4L816	8'	16'	48"	5845	954	42	25	20	16	
4L820	8'	20'	48"	6976	592	28	17	14	11	

Model	Size		Pipe Clearance	Weight (lbs.)	Shield Cap (PSF)	Maximum Depth per Soil Type (ft.)			
	H	L				A	B	C-60	C-80
4M412	4'	12'	16"	3501	2575	99	59	45	34
4M416	4'	16'	16"	4318	1418	59	34	26	20
4M420	4'	20'	16"	5160	876	37	21	17	13
4M424	4'	24'	16"	5984	569	25	15	11	9
4M612	6'	12'	40"	4622	2696	99	63	48	37
4M616	6'	16'	40"	5788	1473	62	36	28	21
4M620	6'	20'	40"	6993	909	39	23	18	14
4M624	6'	24'	40"	8170	579	26	16	13	10
4M812	8'	12'	64"	5787	1868	79	46	35	27
4M816	8'	16'	64"	7302	1401	60	35	27	22
4M820	8'	20'	64"	8871	926	41	25	19	16
4M824	8'	24'	64"	10401	583	27	17	14	11
4M1016	10'	16'	76"	8817	994	45	27	22	17
4M1020	10'	20'	76"	10749	795	37	23	18	15
4M1024	10'	24'	76"	12633	586	28	18	15	12

Additional sizes are also available

4M Series

The 4" wall series of trench shields are the standard of the trench shield industry. With the combination of narrow sidewalls, relative light-weight construction and good depth ratings, these 4" trench shields can save money, time, and lives.

The 4M Series, standard height range from 4' to 10' with lengths exceeding 24', while providing up to 76" of vertical pipe clearance. 4M trench shields are perfectly suited for excavators in the 40,000 lb. to 60,000 lb. range. 4M Series shields use the 8DS (8" Sch 80) spreaders.